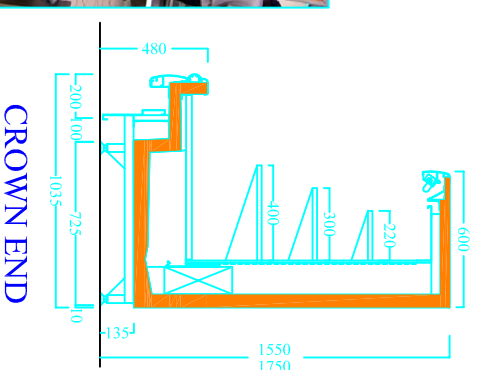

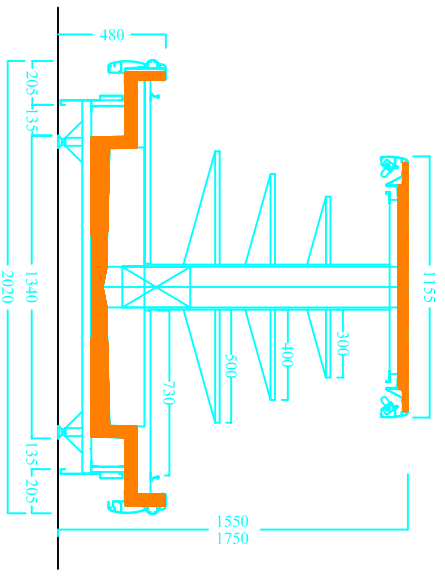


WRAP AROUND



CROWN END

SPECIFICATION

HMR / DELI / DAIRY / BAKERY / FRUIT & VEG.

CABINET LENGTH	DISPLAY SURFACE	MODEL	TEMPERATURE RANGE	REF CAP WATTS	EVAP TEMP	DEFROST TIME	ELECTRICAL REQUIREMENTS
3.12 m ²	3.12 m ²	WA	+3°c TO +5°c	2630	-6°c	25 MIN	330 WATTS
2440mm	9.37 m ²	WA 8	+3°c TO +5°c	6030	-6°c	25 MIN	598 WATTS
3660mm	14.05 m ²	WA 12	+3°c TO +5°c	9000	-6°c	25 MIN	938 WATTS

* ADD 50mm FOR EACH PATCH END

OPTIONAL

SHELF LIGHTING	ELECTRIC DEFROST
528 WATTS	900 WATTS
1056 WATTS	2400 WATTS
1584 WATTS	3600 WATTS

FRESH MEAT / CHICKEN

CABINET LENGTH	DISPLAY SURFACE	MODEL	TEMPERATURE RANGE	REF CAP WATTS	EVAP TEMP	DEFROST TIME	ELECTRICAL REQUIREMENTS
3.12 m ²	3.12 m ²	WA	0°c TO +2°c	2895	-9°c	25 MIN	330 WATTS
2440mm	9.37 m ²	WA 8	0°c TO +2°c	6635	-9°c	25 MIN	598 WATTS
3660mm	14.05 m ²	WA 12	0°c TO +2°c	9900	-9°c	25 MIN	938 WATTS

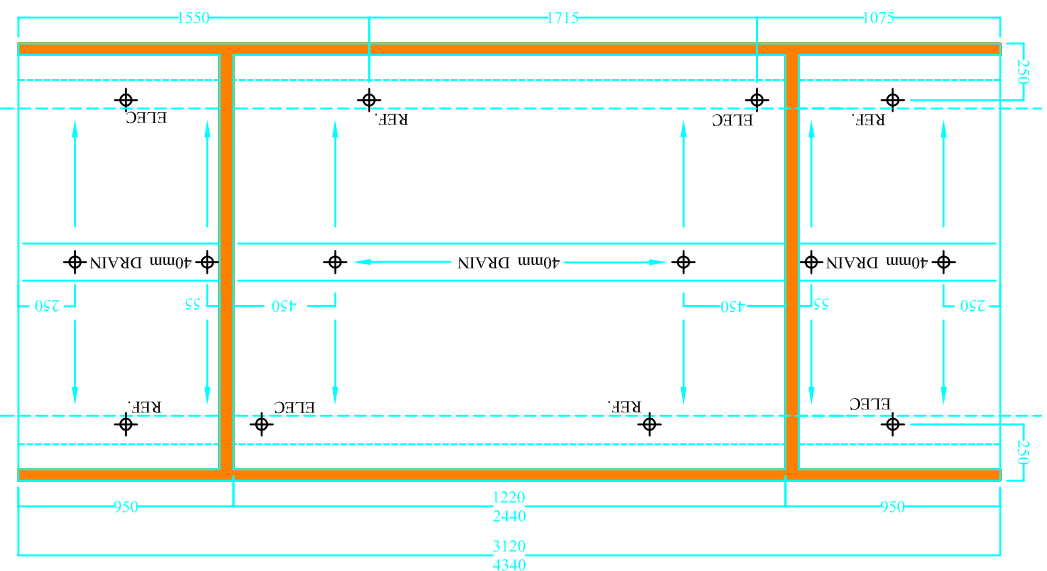
* ADD 50mm FOR EACH PATCH END

OPTIONAL

SHELF LIGHTING	ELECTRIC DEFROST
528 WATTS	900 WATTS
1056 WATTS	2400 WATTS
1584 WATTS	3600 WATTS

ADD TO ELECTRICAL REQUIREMENTS

THE ABOVE SPECIFICATION IS BASED ON STANDARD CONDITIONS OF 25°C - 60% RH



WE RESERVE THE RIGHT TO CONTINUALLY IMPROVE OUR PRODUCT. SPECIFICATIONS AND DESIGN. WE ARE ALSO NOT LIABLE TO UPGRADE PREVIOUSLY SOLD EQUIPMENT TO NEW SPECIFICATIONS.

PHONE : (031) 4622323 FAX : (031) 4622383
 E-MAIL ADDRESS : sales@concordrefrigeration.co.za
 WEBSITE : www.concordrefrigeration.co.za

